

**TWENTY POINT PROGRAMME-2006  
PROGRESS REPORT  
FOR  
2013-14**



सत्यमेव जयते

**Government of NCT of Delhi  
Planning Department (TPP Unit),  
4<sup>th</sup> Level, B-Wing, Delhi Secretariat,  
I.P. Estate, New Delhi-110002.**

Website: [www.delhiplanning.nic.in](http://www.delhiplanning.nic.in)

# Preface

---

A package of Programmes comprising schemes relating to poverty alleviation, employment generation, education and health etc. called Twenty Point Programme (TPP) was launched by Government of India in 1975. This Programme was re-structured in 1982, further revised in 1986 and 2006. The present programme known as TPP –2006 has been in operation since April, 2007. At present 119 important points/schemes are being implemented all over India under TPP 1986. Out of this, 65 items are monitored against physical targets and further 7 items are being implemented by Government of NCT of Delhi and are being monitored by TPP Unit of Planning Department.

The TPP Unit of Planning Department prepared an Annual Report for the first time in 2005-06 followed by in 2006-07, 2007-08, 2008-09, 2011-12 and 2012-13 depicting the achievements of the different departments which are implementing these schemes. In some cases the targets, fixed by the Ministry of Statistics & Programme Implementation, Government of India have not been achieved; in those cases the TPP Unit has tried to explain the reasons of the short fall. This is the 7<sup>th</sup> edition brought out by the TPP Unit of the Planning Department.

I would like to record my appreciation to Dr. B.K.Sharma, Special Secretary cum Director (Planning) and the staff of TPP Unit. The Annual Report has been prepared under the supervision of Dr. Rakesh A.R, Deputy Director, TPP and Dr. Ashutosh Kumar, Statistical Officer (Evaluation/TPP) Branch. Any suggestion for improvement of the Report would be appreciated.

- Sd -

**Dr. M.M. Kutty**  
**Principal Secretary (Planning)**

**December 2014**

# Contents

---

	Page No
Preface	i
Contents	ii
List of Tables	iii
List of Charts	iv
List of Annexure	v
<b>Introduction</b>	<b>1</b>
<b>Targets and Achievements</b>	<b>3</b>
Highlights	6
Comparison with Neighbouring States (Performance of TPP)	9
Item-wise Performance of TPP in Delhi	14
Construction of EWS/LIG Houses	14
Institutional Delivery	15
SC Families Assisted	16
Universalisation of ICDS Blocks & Functional Anganwadies	17
Poor Families Assisted under Seven Point Charter	18
Afforestation	20
 Annexure I	 22
 Annexure II	 23
 Annexure III	 24

## List of Tables

	Page No
Table 1: Agency/Department of GNCTD Implementing TPP- Monthly Monitorable Items of TPP.	2
Table 2: Targets & Achievements of 20 Point Programme in Delhi during 2013-14.	3
Table 3: Progress of Achievements of TPP during 2013-14 Agency/ Department-wise	5
Table 4: Achievements of Items under TPP in Delhi during 2013-14 As per MOSPI Classification	6
Table 5: Item-wise Targets and Achievements under TPP in Delhi during 2010-11 to 2013-14.	7
Table 6: Comparative Performance of TPP of Delhi with All India during 2011-14	8
Table 7: Comparison of Performance of Monitorable Items of TPP of Delhi with Neighbouring States during 2012-13.	10
Table 8: Comparison of Performance of Monitorable Items of TPP of Delhi with Neighbouring States during 2013-14	10
Table 9: Performance of LIG/EWS Houses Constructed (Item No. 06-B) under TPP in Delhi during 2008-14	14
Table 10: Institutional Delivery in Delhi during 2008-14	15
Table 11: Achievement of Scheduled Caste Families Assisted In Delhi under TPP during 2008-14	16
Table 12: Targets & Achievements of ICDS Blocks Operational and Functional Anganwadies (Cumulative) Operational {Cumulative} (Item No. 12-A) under TPP in Delhi during 2008-14	17
Table.13: Performance of Number of Poor Families Assisted in Delhi under TPP during 2009-14	19
Table 14: Targets & Achievements of Afforestation (Area Covered & Seedlings Planted) in Delhi under TPP	20

## List of Charts

		Page No
Chart.1	Achievement of EWS/LIG Houses Constructed in Urban Areas of Delhi under TPP vis-à-vis Neighbouring States during 2012-13 & 2013-14.	11
Chart. 2	Achievement of SC Families Assisted in Delhi under TPP vis-à-vis Neighbouring States during 2012-13 & 2013-14.	11
Chart 3	Achievement SC Students Assisted under Post Metric Scholarship in Delhi Vis-à-vis Neighbouring States 2013-14	12
Chart 4	Achievement of Poor Families Assisted Under Seven Point Charter in Delhi under TPP vis-à-vis Neighbouring States during 2012-14.	12
Chart 5	Achievement of Area Covered& Seedlings Planted on Forest and Public Land in Delhi with Neighbouring States under TPP during 2012-13 & 2013-14.	13
Chart 6	Performance of EWS/LIG Houses Constructed under TPP in Delhi during 2008-14.	15
Chart 7	Institutional Delivery in Delhi during 2008-14	16
Chart 8	Performance of SC Families Assisted in Delhi under TPP during 2008-13.	17
Chart 9	Achievement of ICDS Blocks Operational and Functional Anganwadies in Delhi under TPP during 2008-14.	18
Chart 10	Performance of Number of Poor Families Assisted Under Seven Point Charter 2009-14	19
Chart 11	Achievement of Area Covered and Seedlings Planted in Delhi under TPP during 2008-14	21

## List of Annexure

---

	Page No
Annexure I      Twenty Point Programme 1986	22
Annexure II     Twenty Point Programme 2006- 20 Points	23
Annexure II     List of Items Covered Under Twenty Point Programme 2006	24

1. The Twenty Point Programme (TPP) launched by the Government of India in the year 1975 has been restructured in 1982, 1986 and again in 2006. The restructured Programme known as 'Twenty Point Programme (TPP) - 2006', has been in operation w.e.f. 1<sup>st</sup> April 2007. The "TPP-2006" is meant to give a thrust to the schemes relating to poverty alleviation, employment generation in rural areas, housing, education, family welfare & health, protection of environment and many other schemes having a bearing on the quality of life, especially in rural areas. The "TPP-2006" having 20 points (Annexure-II) consists of 65 items (Annexure-III) which are Schemes/Programmes of the Government of India. All these items are monitored by the Ministry of Statistics & Programme Implementation, Government of India on annual basis.

2. Out of 65 items, 20 items are being monitored by the Ministry of Statistics & Programme Implementation (MOSPI) on the monthly basis based on information being collected in respect of 16 items from various States/Union Territories and in case of remaining 4 items from the concerned Central Nodal Ministries. The progress of achievement in case of some of these 16 monthly monitorable items is being monitored by the Ministry of Statistics & Programme Implementation (MOSPI) against the targets intimated by them to the States/ Union Territories which targets are finalized by the concerned Nodal Ministries. In case of other items for which the targets cannot be fixed, the progress of achievement is monitored by the said Ministry based on the information reported by the States/Union Territories.

3. Out of 20 monthly monitorable items under TPP-2006, 7 items are applicable in Delhi for which Planning Department; Government of NCT of Delhi is providing monthly progress report to the Ministry of Statistics & Programme Implementation, Government of India based on the progress achievement being reported by the

concerned implementing Departments/Agencies in Delhi. Here it is mentioned that no target is fixed in case of Institutional Delivery which is one of the seven monthly monitorable items of TPP-2006 applicable in Delhi.

4. The various Departments/Agencies implementing the 7 monthly monitorable items of TPP-2006 in Delhi are presented in the following table.

**Table 1: Agencies/Departments in Delhi, Implementing the Monthly Monitorable Items of TPP-2006.**

No	Item No.	Item/Scheme	Parameters/ Indicators to be Monitored	Unit	Implementing Deppts./ Agencies In Delhi
1.	06-B	EWS/LIG House in Urban Areas	Houses Constructed	Number	1.DUSIB 2.DDA 3.DSIIDC
2.	08-E	Institutional Delivery	Delivery in Institutions	Number	1.NDMC 2. MCD 3. DCB
3.	10-A	SC Families Assisted	SC Families Assisted	Number	1. Development Deptt. 2. Industries Deptt. 3. Training & Tech Education Deptt. 4.DSCFDC 5. SSS
		SC Students assisted	SC Students Assisted under Post Metric Scholarship scheme	Number	1. Directorate of Education 2.. Directorate of Higher Education
4.	12-A	Universalisation of ICDS Scheme	ICDS Blocks Operational (Cumulative)	Number	Women & Child Development Deptt.
5.	12-B	Functional Anganwadies	Functional Anganwadies (Cumulative)	Number	Women & Child Development Deptt
6.	14-A	Urban Poor Families Assisted under 7 Point Charter	Poor Families Assisted	Number	1.DSIIDC 2.DUSIB 3. DDA
7.	15-A	Afforestation	(a) Area Covered Under Plantation on Public & Forest Land	Hectares	Department of Forest and Wild Life, PWD, MCD, NDMC, I&FC, DSIIDC etc..
			(b) Number of Seedlings planted on Public & Forest Land	Number	- Do -

**Notes:** DUSIB - Delhi Urban Shelter Improvement Board, DDA - Delhi Development Authority, DSIIDC - Delhi State Industrial & Infrastructure Development Corporation, NDMC - New Delhi Municipal Council, MCD - Municipal Corporation of Delhi, DCB- Delhi Cantonment Board, DSCFDC- Delhi Scheduled Caste Financial and Development Corporation, PWD- Public Works Department, I&FC- Irrigation and Flood Control, SSS- Samajik Suvidha Sangham.

**7 Point Charters – these are Land Tenure, Housing at affordable Cost, Water, Sanitation, health, Education and Social Security.**



# Targets& Achievements

## 2

1. The Annual Report of TPP-2006 for the year 2013-14 consists of two parts. The Part-I contains an analysis of overall performance of TPP, whereas Part-II deals with point-wise performance under TPP in Delhi.

2. Ministry of Statistics and Programme Implementation, Government of India classified the performance of monitorable items under TPP in three categories.

- Very Good (Achievement is 90 per cent or more of the target)
- Good (Achievement is the range of 80-90 per cent of the target)
- Poor (Achievement is less than 80 per cent of the target).

### PART I. OVERALL PERFORMANCE OF TPP

3. The performance of seven monitorable items of TPP-2006 in Delhi during 2011-12 viz-a-viz their corresponding target is presented in Table 2.

**Table 2: Targets & Achievements of TPP in Delhi during 2013-14.**

No	Item No.	Items	Parameters/ Indicators to be Monitored	Unit	Annual Target	Achievement 2013-14
1.	06-B	EWS/LIG House in Urban Areas	Houses Constructed	Number	12194	13829 (113.41)
2.	08-E	Institutional Delivery	Delivery in Institutions	Number	*	280535
3.	10-A	SC Families Assisted	SC Families Assisted	Number	680	6330 (930.88)
			SC Students Assisted Under Post Metric Scholarship Scheme	Number	18725	17937(95.79)
4.	12-A	Universalisation of ICDS Scheme	ICDS Blocks Operational (Cumulative)	Number	95	95 (100.00)
5.	12-B	Functional Anganwadies	Functional Anganwadies (Cumulative)	Number	10984	10897 (99.21)
6.	14-A	Urban Poor Families Assisted under 7 Point Charter	Poor Families Assisted	Number	18190	3277(18.02)
7.	15-A	Afforestation	(a) Area Covered Under Plantation on Public & Forest Land	Hectares	1220	847.85 (69.50)
			(b) Number of Seedlings planted on Public & Forest Land	Number	793000	551104 (69.50)

**Notes:** 1. 7 Point Charters are Land Tenure, Housing at affordable Cost, Water, Sanitation, Health, Education and Social Security.

2. Figure within parenthesis represents percentage achievement.

4. It may be inferred from Table 2 that achievement in case of three items namely EWS/LIG Houses constructed in urban areas, Universalisation of ICDS Scheme(ICDS Blocks Operational) and SC families assisted showed more than cent per cent of their corresponding annual target. As in the case of Functional Anganwadies, the achievement in Delhi recorded at 99.21 per cent. The achievement in case of Urban Poor Families Assisted under 7 Point charter, area a covered under plantation on public and forest land and number of seedlings planted on public and forest land in Delhi recorded less than their corresponding annual target fixed by the Ministry of Statistics and Programme Implementation, Government of India. However, in case of item namely Urban Poor Families Assisted under Seven Point Charter includes facilities like land tenure, housing affordable cost, water, sanitation, health, education and social security are to be covered in Delhi. It is also mentioned that the urban poor families being relocated from slum areas are being counted towards the achievement under this item. The scheme for relocation of Jhuggi Jhopri (JJ) cluster is being implemented by DUSIB/DDA/DSIIDC in Delhi. In 2013-14, only DUSIB have reported that 3277 families assisted under said scheme resulting the performance under this item during 2013-14 was 18 per cent.

5. The progress of achievement of Twenty Point Programme during 2013-14as reported by the Implementing agencies/ Department of Government of NCT of Delhi is presented in Table 3.

**Table 3: Progress of Achievements of TPP during 2013-14: Agency-wise**

No	Item No.	Items	Agencies/ Departments	Unit	Annual Target	Achievement 2013-14
1.	06-B	EWS/LIG House in Urban Areas	DUSIB	Number	--	Nil
			DDA	Number	--	9964
			DSIIDC	Number	--	3865
			<b>Total</b>	<b>Number</b>	<b>12194</b>	<b>13829 (113.41)</b>
2.	08-E	Institutional Delivery	Directorate of Economics & Statistics	Number	*	280535
3.	10-A	SC Families Assisted	Development Department	Number	--	421
			Industries	Number	--	269
			Training & Technical Education Deptt	Number	--	35
			DSCFDC	Number	--	704
			SSS	Number	--	4901
			<b>Total</b>		<b>680</b>	<b>6330 (930.88)</b>
		SC Students Under Post Metric Scholarship Scheme	Directorate of Education	Number	--	17391
			Directorate of Higher Education	Number	--	546
			<b>Total</b>	<b>Number</b>	<b>18725</b>	<b>17937 (95.79)</b>
4.	12-A	Universalisation of ICDS Scheme	Women & Child Development Deptt	Number	95	95 (100.00)
5.	12-B	Functional Anganwadies	Women & Child Development Deptt	Number	10984	10897 (99.21)
6.	14-A	Urban Poor Families Assisted under 7 Point Charter	DUSIB	Number	--	3277
			DDA	Number	--	Nil
			DSIIDC	Number	--	Nil
			<b>Total</b>	<b>Number</b>	<b>18190</b>	<b>3277(18.02)</b>
7.	15-A	Afforestation	(a) Area Covered: Department of Environment & Forest	Hectares	1220	847.85 (69.50)
			(b) Number of Seedlings planted : Department of Environment & Forest	Number	793000	551104 (69.50)

Notes: 1. 7 Point Charters are Land Tenure, Housing at affordable Cost, Water, Sanitation, Health, Education and Social Security.

2. Figure within parenthesis represents percentage achievement.

6. The performance of items under TPP in Delhi as the classification of Ministry of Statistics and Programme Implementation, Government of India is presented in Table.4.

✓ **Very Good (Achievement is more than 90%of the Target)**

- No. of EWS/LIG Houses Constructed in Urban Areas (06 B) 13829
- No. of SC Families Assisted (10A): 6330
- No. of SC Students Assisted under Post Metric Scholarship (10A): 17937
- Cumulative No. of ICDS Blocks Operational (12 A): 95

- Cumulative No. of Functional Anganwadies (12B) : 10897
- ✓ **Good (Achievement is between 80 and 90% of the Target)**
  - Nil Item
- ✓ **Poor (Achievement is less than 80 % of the Target)**
  - No. of Poor Families Assisted under 7 Point Charter (14A): 3277
  - Area Covered under Plantation (15A-01): 847.85 Hectares
  - No. of Seedlings Planted (15A-02): 551104

**Table 4: Achievements of Items under TPP in Delhi during 2013-14: As per MOSPI Classification**

No	Performance Level: as per MOSPI	Items	Unit	Annual Target	Achievement	Per cent
1.	Very Good	EWS/LIG Houses Constructed	Number	12194	13829	113.41
		SC Families Assisted	Number	680	6330	930.88
		SC Students Assisted under Post Metric Scholarship	Number	18725	17937	95.79
		ICDS Blocks Operational	Number	95	95	100.00
		Functional Anganwadies	Number	10984	10897	99.21
2	Good	No Items	--	--	--	--
3.	Poor	Poor Families Assisted under 7 point Charter	Number	18190	3277	18.02
		<b>Afforestation</b>				
		(a) Area Covered Under Plantation	Hectares	1220	847.85	69.50
		(b) Number of Seedlings planted	Number	793000	551104	69.50

6. No target is fixed in case of the item of Institutional delivery in Delhi as such. However, a total of 280535 institutional deliveries taken place in Delhi during 2013-14 has been reported to the Ministry of Statistics and Programme Implementation, Government of India.

## 7 Highlights

7.1 Item-wise achievements in respect of 7 monthly monitorable items of TPP in Delhi during last four years (i.e. 2010-11 to 2013-14) as reported by the implementing Departments/ Agencies is presented in Table 5.

**Table 5: Item-wise Targets and Achievements under TPP in Delhi during 2010-11 to 2013-14.**

S. No	Item No	Name of the items/Sub Items	Parameters/ Indicators Schemes to be monitored	Unit	2010-11		2011-12		2012-13		2013-14	
					Target	Achievement (%)	Target	Achievement (%)	Target	Achievement(%)	Target	Achievement (%)
1	06-B	EWS/LIG House in Urban Areas	Houses constructed	Number	6896	6930 (100.49)	20000	225 (1.13)	12500	1319 (10.55)	12194	13829 (113.41)
2	08-E	Institutional Delivery	Deliver in institutions	Number	**	276084	**	277805	**	291540	**	280535
3	10-A	SC Families Assisted	SC Families Assisted	Number	5000	1217 (24)	5000	2001 (40.02)	651	2615 (401.69)	680	6330 (930.88)
			SC Students Assisted under Post Metric Scholarship Scheme	Number	--	--	--	--	--	--	18725	17937 (95.79)
4	12-A	Universalization of ICDS scheme	ICDS Blocks Operational (Cumulative)	Number	95	55 (58)	79	94 (118.99)	95	95 (100.00)	95	95 (100.00)
5	12-B	Functional Anganwadis	Anganwadis Functional (Cumulative)	Number	11150	6606 (59)	8651	10577 (122.26)	10921	10874 (99.57)	10984	10897 (99.21)
6	14-A	Poor Families assisted	Poor Families Assisted	Number	2000	97 (4.85 )	30000	Nil (0%)	18750	486 (2.59)	18190	3277 (18.02)
7	15-A	Afforestation	(a) Area covered under Plantation on-public and Forest Lands	Hectares	100	1496 (1496)	105	1239.18 (1180.17)	105	1408.80 (1341.71)	1220	847.85 (69.50)
			(b) Number of Seedlings planted on-Public and Forest Lands	Number	0.65	12.30 (1892)	68000	956893 (1407.20)	68000	915717 (1408.80)	79300	551104 (69.50)

Notes: 1. \*\* Non-Targetable

7.2 The percentage achievement of targets of 6 monthly-monitorable items of TPP in Delhi for which targets have been set by the Government of India viz.- a-viz the percentage achievements of such items of TPP at all India level during last three years is presented in Table 6.

**Table 6: Comparative Performance of TPP of Delhi with All India during 2011-14**

(Per cent)

No	Item No.	Items	Parameters/ Indicators to be Monitored	Performance in respect of % of target in 2011-12		Performance in respect of % of target in 2012-13		Performance in respect of % of target in 2013-14	
				India	Delhi	India	Delhi	India	Delhi
1.	06-B	EWS/LIG House in Urban Areas	Houses Constructed	65	1	74	10.55	141	113.41
2	10-A	SC Families Assisted	SC Families Assisted	157	40	117	401.69	146	930.88
			SC Students Assisted under Post Metric Scholarship Scheme	--	--	--	--	72	95.79
3	12-A	Universalisation of ICDS Scheme	ICDS Blocks Operational (Cumulative)	101	119	162	100.00	99	100.00
4	12-B	Functional Anganwadies	Functional Anganwadies (Cumulative)	97	122	114	99.57	99	99.21
5	14-A	Urban Poor Families Assisted under 7 Point Character	Poor Families Assisted	132	0	339	2.59	237	18.02
6	15-A	Afforestation	(a) Area Covered Under Plantation on Public & Forest Land	92	1180	106	1342	109	69.50
			(b) Number of Seedlings planted on Public & Forest Land	165	1407	131	1409	128	69.50

**Note:** 7 Point Characters are Land Tenure, Housing at affordable Cost, Water, Sanitation, health, Education and Social Security.

7.3 It may be observed from Table 6 that performance of three items viz. SC Families Assisted, SC Students under Post Metric Scholarship Scheme and ICDS Block Operational (Cumulative) in Delhi during 2013-14 was higher than the

national level and in case of the performance of items like Number of EWS/LIG houses constructed, Urban Poor Families assisted under 7 point charter, area covered plantation in public and forest land and number of seedlings planted in Delhi during 2013-14 were lesser than the national level. However in case of performance of functional anganwadies (Cumulative) in Delhi during 2013-14 was 99.21 per cent as compared with the national level of 132 per cent.

7.4 The information pertaining to the performance of the TPP at the national level during the previous year has recently published by the Ministry of Statistics and Programme Implementation, Government of India. Thus, out of the six monitorable items covered under TPP in Delhi during 2013-14, four items have showed very Good (90 per cent more) and the remaining two items showed poor performance (less than 80 per cent)

## **8. Comparison of Achievements of TPP in Delhi with Neighbouring States**

8.1 In order to know the progress of achievement of TPP in Delhi with the neighboring states an analysis have been made in the achievement of selected items in the states of Haryana, Rajasthan, Punjab, Uttar Pradesh and Chandigarh during the last four years. For this purpose, we have culled out the information regarding the progress of selected items during the last six years from the website of Ministry of Statistics and Programme Implementation, Government of India. The comparative picture of percentage achievement in respect of 6 monthly monitorable items of TPP in Delhi during, 2012-13 and 2013-14 with the percentage achievements of such items during the said years in the neighbouring States of Delhi viz. Haryana, Punjab, Rajasthan, Uttar Pradesh & Chandigarh is mentioned in Table 7 and Table 8 respectively.

**Table7: Comparison of Performance of Monitorable Items of TPP of Delhi with Neighbouring States during 2012-13.**

(Per cent)

No	Item No	Sub Item	Parameters/ Indicators	Delhi	Haryana	Punjab	Raja- sthan	UP	Chandi garh
1.	06-B	EWS/LIG Houses	Constructed Houses	11	459	0	113	10	0
2.	10-A	SC Families Assisted	SC Families Assisted	402	134	57	175	14	89
3.	12-A	Universalisation of ICDS Scheme	Operational ICDS Blocks (cumulative)	100	100	100	100	99	100
4.	12-B	Anganwadies	Functional Anganwadies (Cumulative)	100	100	100	99	100	107
5.	14-A	Poor Families Assisted under 7 point Charter	Poor Families Assisted	3	256	38	127	25	5
6.	15-A	Afforestation on Public & Forest Land	Area Covered	1342	119	138	112	82	73
			Seedlings Planted	1409	135	220	115	99	45

Source : [www.mospi.gov.in](http://www.mospi.gov.in)

**Table 8: Comparison of Performance of Monitorable Items of TPP of Delhi with Neighbouring States during 2013-14.**

(Per cent)

No	Item No	Sub Item	Parameters/ Indicators	Delhi	Haryana	Punjab	Raja- sthan	UP	Chandi garh
1.	06-B	EWS/LIG Houses	Constructed Houses	113	380	0	117	6	0
2.	10-A	SC Families Assisted	SC Families Assisted	931	424	24	107	41	80
			SC Students Assisted Under Post Metric Scholarship Scheme	96	99	346	124	0	0
3.	12-A	Universalisation of ICDS Scheme	Operational ICDS Blocks (cumulative)	100	100	100	100	98	100
4.	12-B	Anganwadies	Functional Anganwadies (Cumulative)	99	101	81	98	98	100
5.	14-A	Poor Families Assisted under 7 point Charter	Poor Families Assisted	18	101	81	111	13	14
6.	15-A	Afforestation on Public & Forest Land	Area Covered	70	88	142	119	103	175
			Seedlings Planted	70	105	175	128	121	108

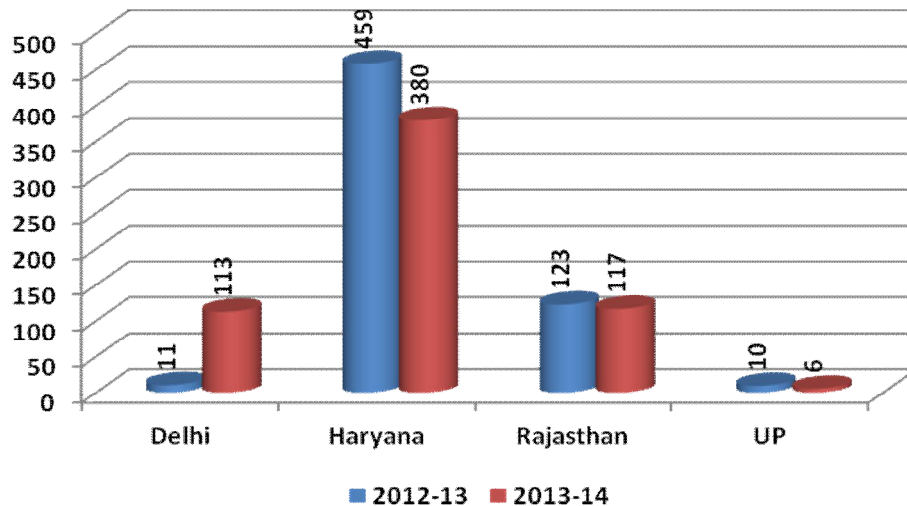
Source : [www.mospi.gov.in](http://www.mospi.gov.in)



8.2 Item-wise achievement of 6 monitorable items of TPP in Delhi with neighbouring states in Delhi during the last four years is depicted in the following charts.

**Chart 1: Achievement of No. of EWS/LIG Houses Constructed in Urban Areas of Delhi under TPP viz-a-viz Neighbouring States during 2012-13 and 2013-14**

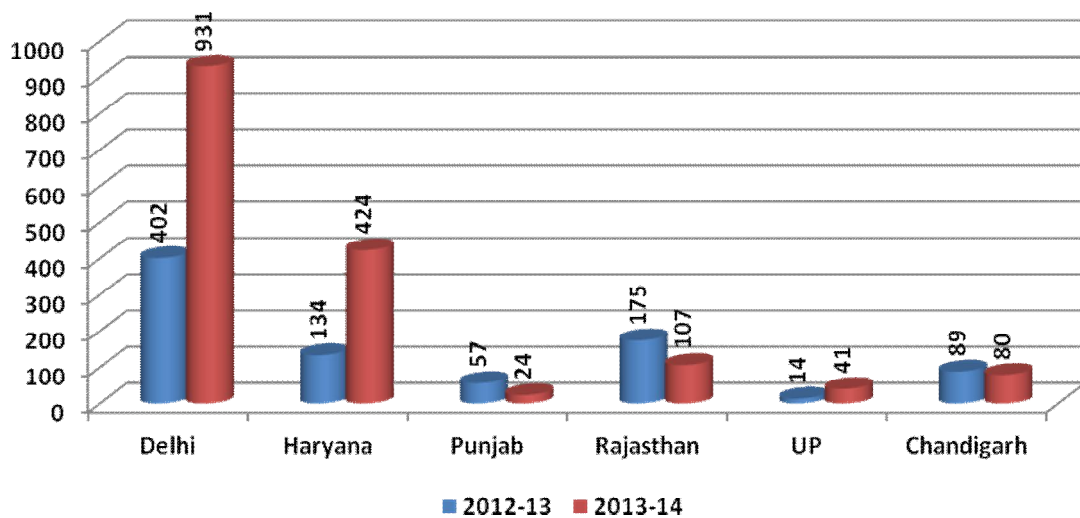
(Per cent)



8.3 As in the case of Punjab and Chandigarh the achievement of EWS/LIG Houses during 2012-13 and 2013-14 reported as Nil.

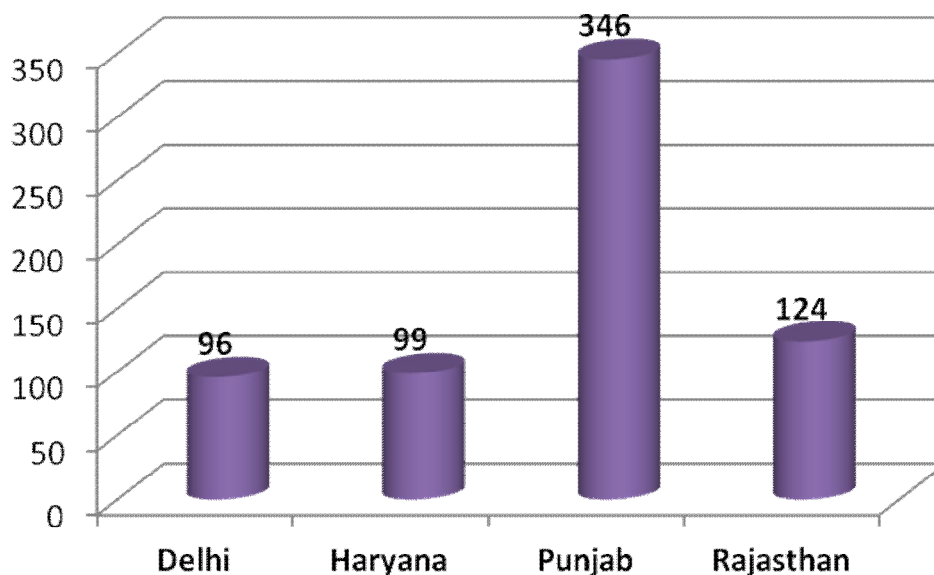
**Chart 2: Achievement of No. of SC Families Assisted in Delhi under TPP viz-a-viz Neighbouring States during 2012-13 and 2013-14**

(Per cent)



**Chart 3: Achievement of No. of SC Students Assisted under Post Metric Scholarship in Delhi under TPP viz-a-viz Neighbouring States during 2013-14**

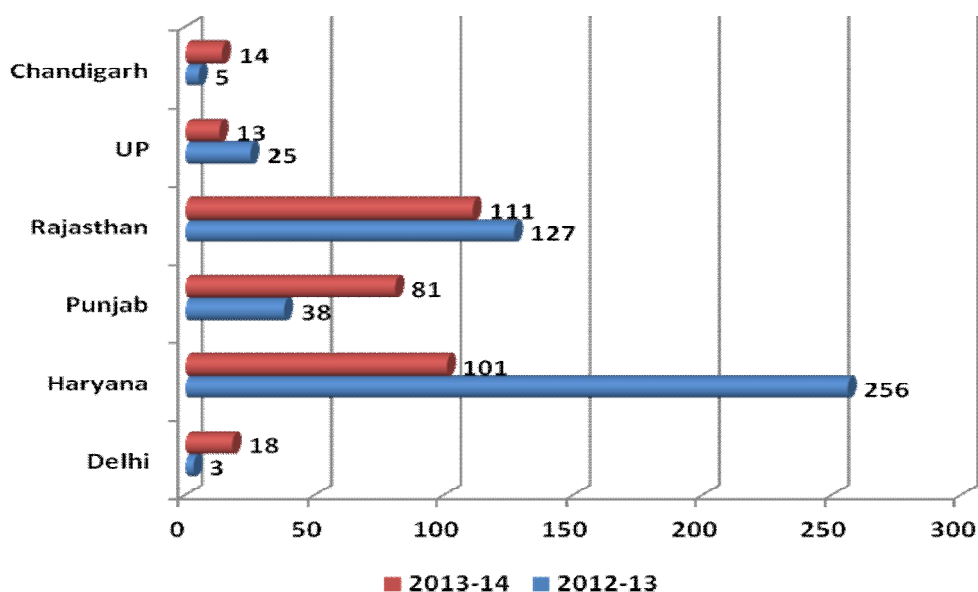
(Per cent)



8.4 As in the case of UP and Chandigarh the achievement of SC students assisted under Post metric Scholarship during 2013-14 reported as NIL.

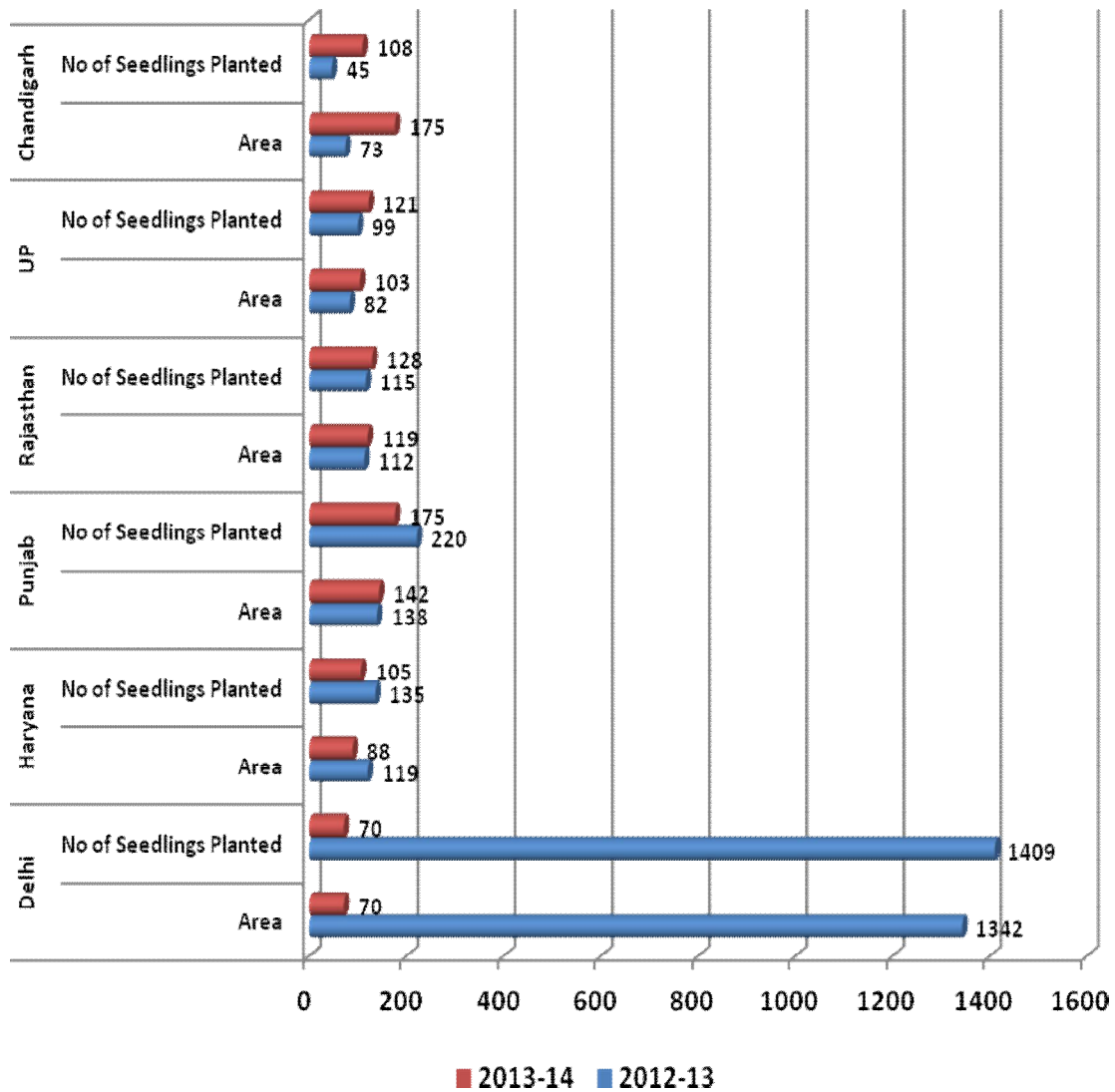
**Chart4: Achievement of No. of Poor Families Assisted under Seven Point in Delhi under TPP viz-a-viz Neighbouring States during 2012-13 and 2013-14**

(Per cent)



**Chart 5: Achievement of Area Covered & Seedlings Planted on Public and Forest Land in Delhi under under TPP viz-a-viz Neighbouring States during 2012-13 and 2013-14**

(Per cent)



## **PART II: ITEM-WISE PERFORMANCE OF TPP IN DELHI: 2013-14**

9. In this Part II, analyses have been made on the performance of all the monthly monitorable items of TPP in Delhi during the last six years with respect to their annual targets fixed by the Ministry of Statistics and Programme Implementation, Government of India. The item-wise details are presented in the following paragraphs.

### **9.1 Construction of EWS/LIG Houses (Item No. 06B):**

9.1.1 The following table indicates the targets fixed by the Ministry of Statistics and Programme Implementation, Government of India (MOSPI, GOI) and achievements of construction of EWS/LIG houses in Delhi by the implementing agencies.

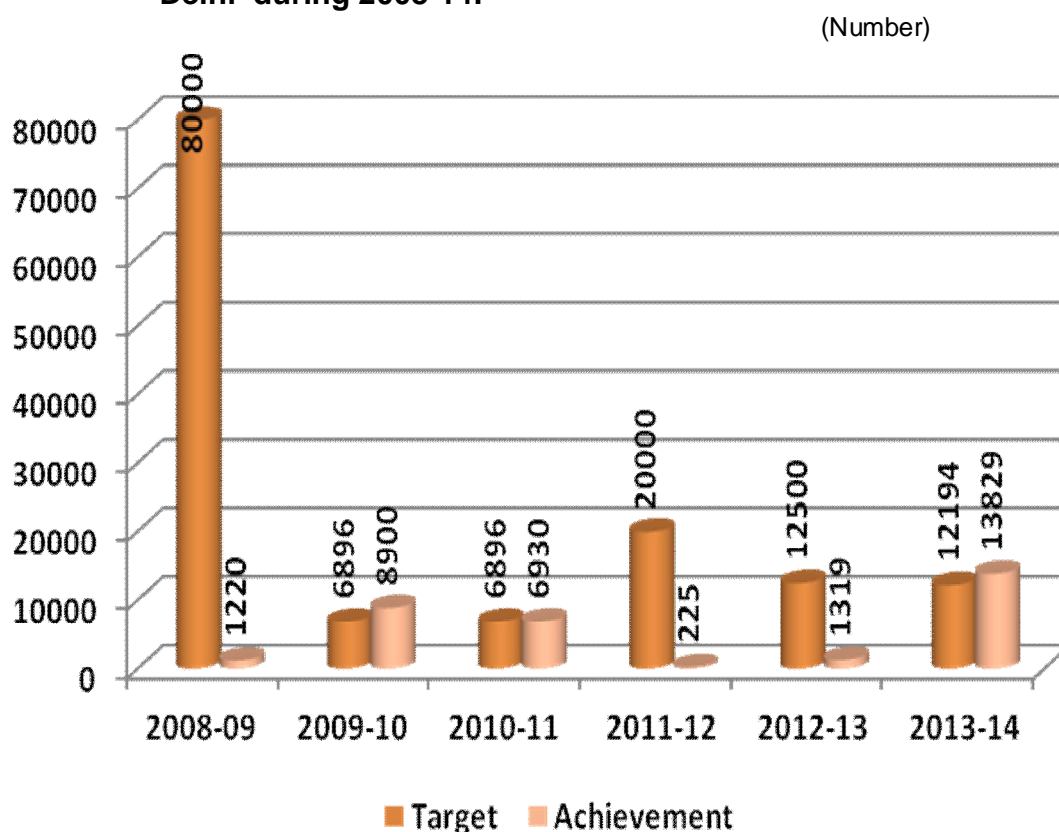
**Table 9: Performance of LIG/EWS Houses Constructed (Item No. 06-B) under TPP in Delhi during 2008-14.**

(Number)

No	Years	Target	Achievement	Per cent of Achievement
1.	2008-09	80000	1220	1.53
2.	2009-10	6896	8900	129.06
3.	2010-11	6896	6930	100.49
4.	2011-12	20000	225	1.13
5	2012-13	12500	1319	10.55
6.	2013-14	12194	13829	113.41

9.1.2 It may be inferred from the above table that during the previous year LIG /EWS houses constructed in Delhi under TPP was recorded only 13829 units (113.41%) against the target of 12194. It is also pertinent mention that the achievement of the same item during 2009-10 and 2010-11 recorded more than the target fixed by the MOSPI, GOI. The performance of this showed the lowest at 1.13 per in 2011-12. The performance of construction of LIG/ EWS houses in Delhi under TPP during the last six years is depicted in Chart 6.

**Chart 6. Performance of EWS/LIG Houses Constructed under TPP in Delhi during 2008-14.**



## 9.2 Institutional Delivery (Item No. 08E)

9.2.1 No targets have been fixed in case of item of institutional delivery. The information regarding the institutional delivery reported by New Delhi Municipal Council, Municipal Corporation of Delhi and Delhi Cantonment Board during the last six years is presented in Table 10 and graphically depicted in Chart 7.

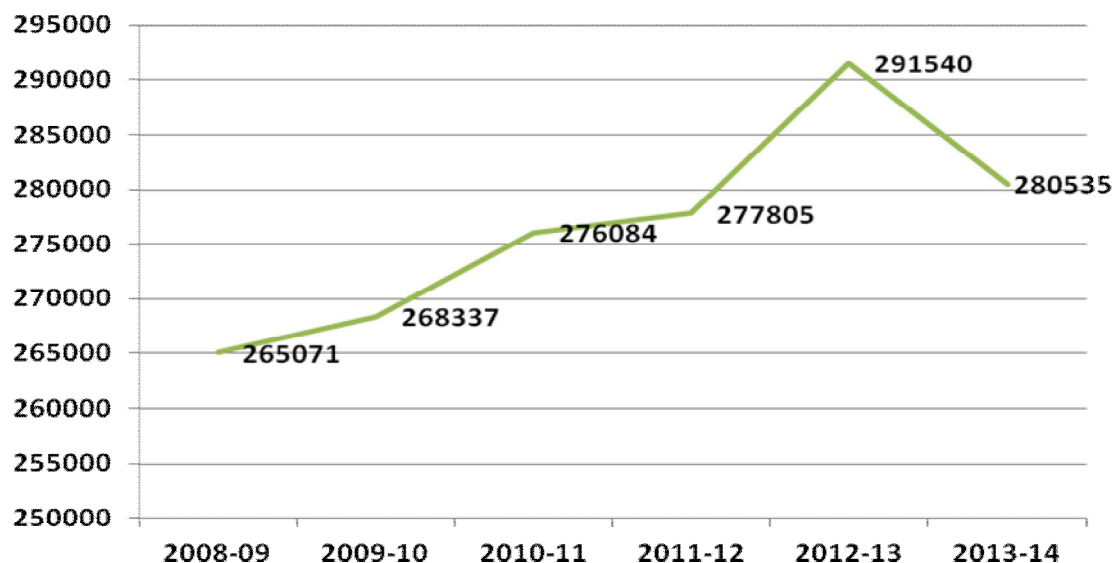
**Table 10: Institutional Delivery in Delhi (Item No.08-E) during 2008-14.**

No	Years	Institutional Delivery (Numbers)
1.	2008-09	265071 *
2.	2009-10	268337
3.	2010-11	276084
4.	2011-12	277805
5.	2012-13	291540
6.	2013-14	280535

\* However figure reported was 141963 which did not included the institutional deliveries taken place in Private Health Facilities.

**Chart 7: Institutional Delivery in Delhi during 2008-14.**

(Numbers)



### 9.3 Scheduled Families Assisted (Item No. 10.A)

9.3.1 The information regarding the target fixed by the MOSPI, GOI and achievement in case of assistance to Scheduled caste families in Delhi during the last six years i.e 2008-14 is presented in Table 11.

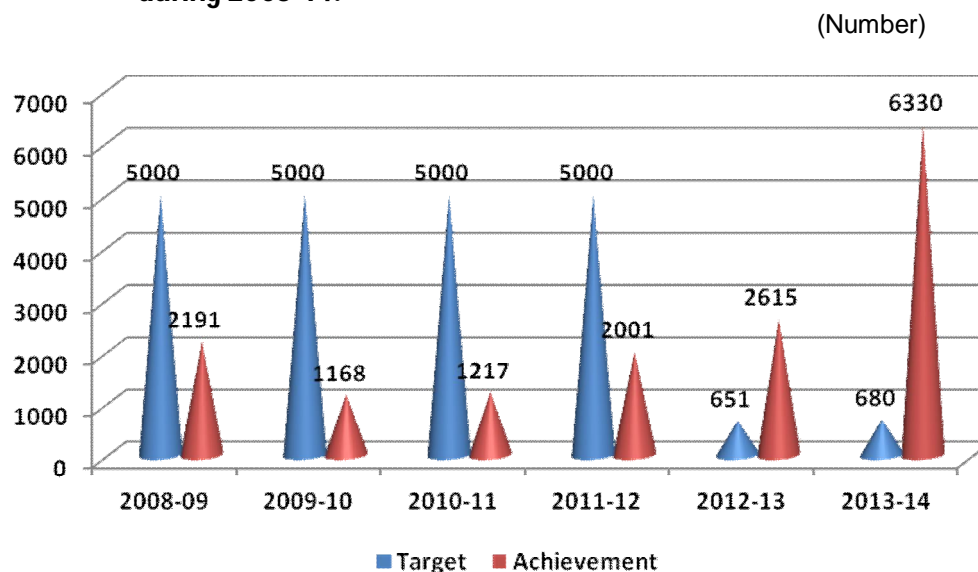
**Table 11: Achievement of Scheduled Caste Families Assisted (Item No. 10-A) in Delhi under TPP during 2008-14.**

(Number)

No	Years	Target	Achievement	Achievement in Percentage
1.	2008-09	5000	2191	43.82
2.	2009-10	5000	1168	23.36
3.	2010-11	5000	1217	24.34
4.	2011-12	5000	2001	40.02
5.	2012-13	651	2615	401.69
6.	2013-14	680	6330	930.88

9.3.2 It may inferred from Table 11 that achievement of assistance provided to Scheduled Caste families in Delhi under TPP was recorded at 6330 Families (931%) as against the annual target fixed by the MOSPI, GOI. The first half of the period mentioned above the performance of this item was comparatively less and performance of this during the first four years is recorded only 44 per cent, 23 per cent, 24 per cent and 40 per cent respectively. The target and achievement of assistance to SC families under TPP in Delhi during the last six years is depicted in Chart 8.

**Chart 8: Performance of Scheduled Caste Families Assisted in Delhi under TPP during 2008-14.**



9.3.3 During 2013-14 onwards, MOSPI has also fixed another target for SC students assisted under Post Metric Scholarship. The achievement of the same was recorded at 17937 (95.79 per cent) as against the target of 18725.

#### **9.4 Universalisation of ICDS Blocks Operational and Functional Anganwadies {Cumulative} (Item No. 12-A & 12- B)**

9.4.1 The information regarding the target fixed by the MOSPI, GOI in regard to the ICDS Blocks operational and Functional Anganwadies (Cumulative) and achievement reported by the Women and Child Development Department, Government of NCT of Delhi during the last six years is presented in Table 12.

**Table 12. Targets & Achievement of Universalisation of ICDS Blocks Operational and Functional Anganwadies (Cumulative) [Item No. 12 A & 12.B] in Delhi under TPP during 2008-14.**

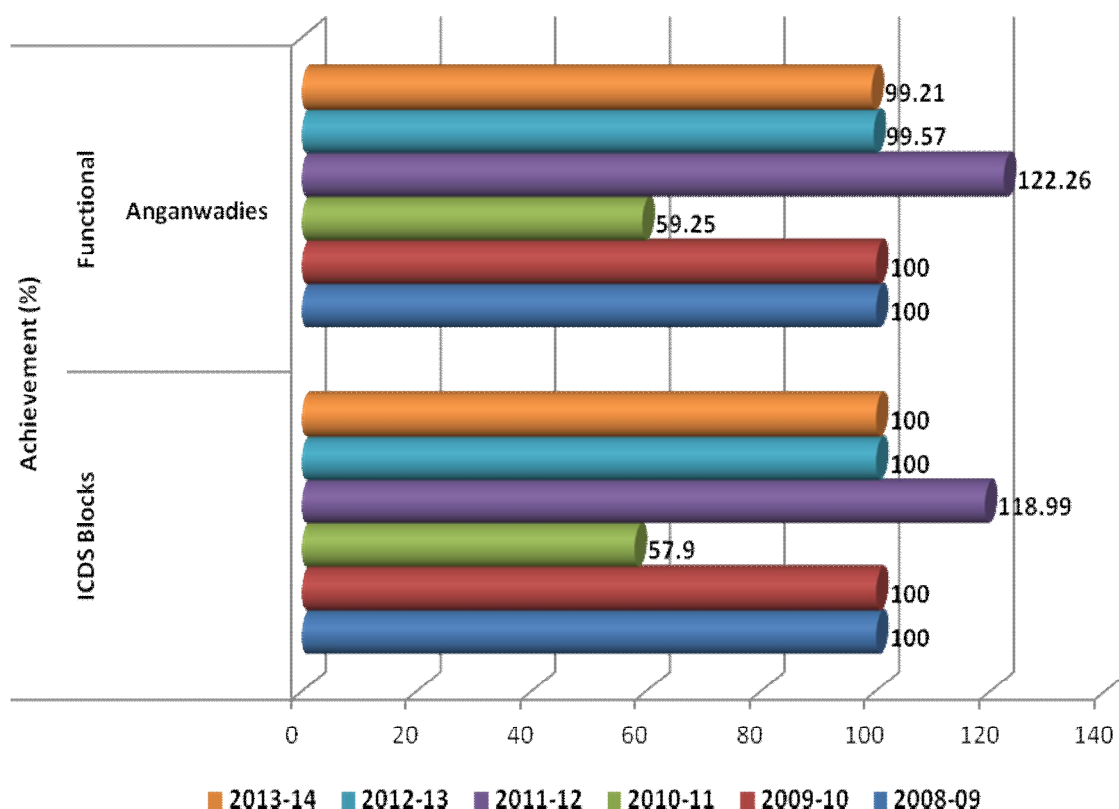
(Number)

No	Years	Target		Achievement		Achievement (%)	
		ICDS Blocks	Functional Anganwadies	ICDS Blocks	Functional Anganwadies	ICDS Blocks	Functional Anganwadies
1.	2008-09	50	6106	50	6106	100.00	100.00
2.	2009-10	55	6606	55	6606	100.00	100.00
3.	2010-11	95	11150	55	6606	57.90	59.25
4.	2011-12	79	8651	94	10577	118.99	122.26
5.	2012-13	95	10921	95	10874	100.00	99.57
6.	2013-14	95	10984	95	10897	100.00	99.21

9.4.2 It may be seen from Table 14 that cumulative achievement of number of ICDS Blocks operational and Functional Anganwadies during the previous year recorded more or less same with the target fixed by the MOSPI, GOI. While the achievement of the same during 2011-12 was higher than the target fixed by the GOI and the same during 2010-11 was recorded nearly two fifth of the target and same recorded exactly the same level of target during 2008-09 and 2009-10. The performance of this item is depicted in the following Chart.

**Chart 9. Achievement of ICDS Blocks Operational and Functional Anganwadies (Cumulative) in Delhi under TPP during 2008-14.**

(Per cent)



## 9.5. Poor Families Assisted under Seven Point Charter (Item No, 14-A)

9.5.1 Urban Poor Families Assisted under Seven Point Charter includes facilities like land tenure, housing affordable cost, water, sanitation, health, education and social security are to be covered in Delhi. It is also mentioned that the urban poor families being relocated from slum areas are being counted towards the achievement under this



item. The scheme for relocation of Jhuggi Jhopri (JJ) cluster is being implemented by DUSIB/DDA/DSIIDC in Delhi. In 2013-14 any such relocation of JJ families have been reported by DUSIB only at 3277. While the achievement of the poor families assisted under seven point charter during 2009-10, 2010-11, 2011-12 and 2012-13 recorded at 4 families (0.2% of the target), 97 (4.85% of the target), Nil (target of 30000) and 486 families (2.59% of the target) respectively. The information regarding the target and achievement of poor families assisted under seven point charters in Delhi during 2009-14 is presented in Table 13.

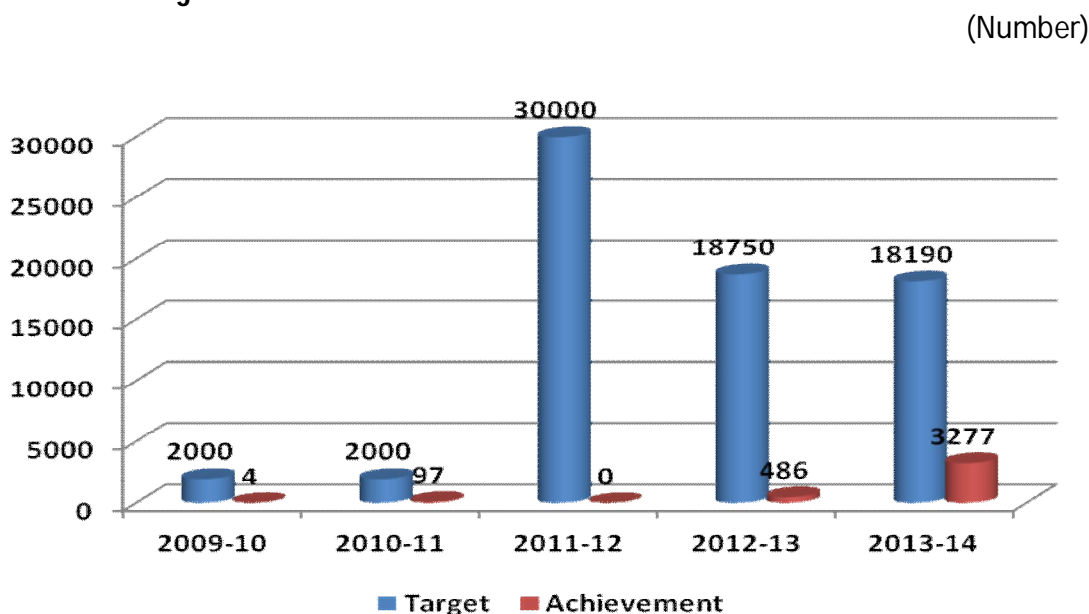
**Table 13: Performance of Number of Poor Families Assisted (Item No. 14-A) under TPP in Delhi: 2009-14.**

(Number)

No	Years	Target	Achievement	Achievement in Percentage
1	2009-10	2000	4	0.20
2.	2010-11	2000	97	4.85
3.	2011-12	30000	0	0
4.	2012-13	18750	486	2.59
5	2013-14	18190	3277	18.02

9.5.2 The performance of this item during the last four year is presented in the following chart.

**Chart 10: Performance of Number of Poor Families Assisted under Seven Point Charter during 2009-14.**



## 9.6 Afforestation (Area Covered & Seedlings Planted on Public & Forest Land) [Item No. 15-A, 01&02]

9.6.1 The information regarding the target fixed by the MOSPI, GOI in regard to the area covered and seedlings planted on public and forest land in Delhi and achievement reported by the Forest and Wild Life Department, Public Works Department, Irrigation and Flood Control Department, Delhi State Industrial and Infrastructure Development Corporation, Municipal Corporation of Delhi, New Delhi Municipal Council, etc, during the last six years is presented in Table 14

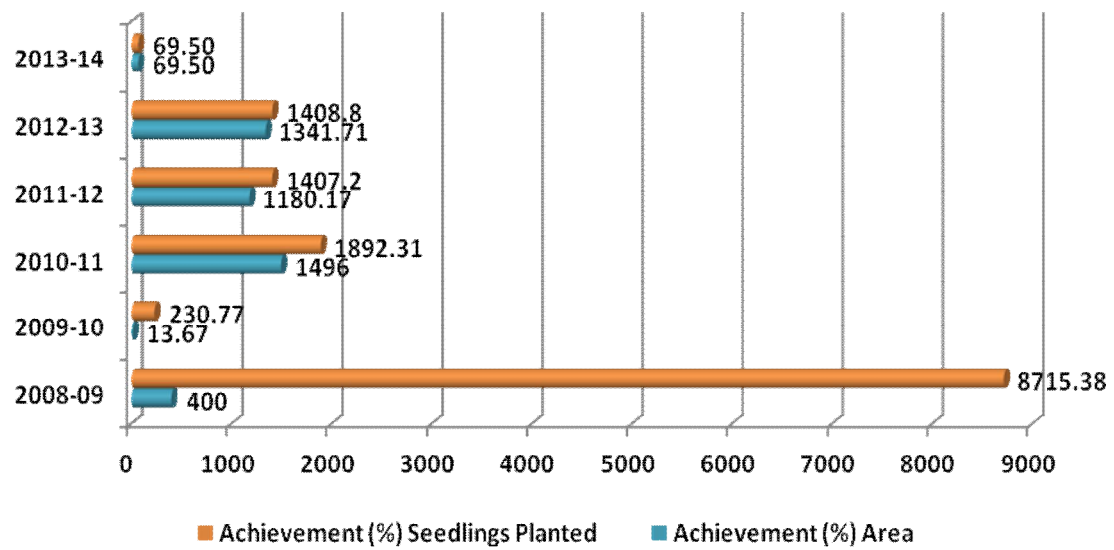
**Table 14. Targets & Achievement of Afforestation (Area Covered and Seedlings Planted) [Item No. 15- A, 01& 02] in Delhi under TPP during 2008-14.**

No	Years	Target		Achievement		Achievement (%)	
		Area Covered (Hectares)	Seedlings Planted (No)	Area Covered (Hectares)	Seedlings Planted (No)	Area Covered	Seedlings Planted
1.	2008-09	20	13000	80	1133000	400.00	8715.38
2.	2009-10	900	585000	123	1358000	13.67	230.77
3.	2010-11	100	65000	1496	1229826	1496.00	1892.31
4.	2011-12	105	68000	1239	956893	1180.17	1407.20
5.	2012-13	105	68000	1409	915717	1341.71	1408.80
6.	2013-14	1220	793000	848	551104	69.50	69.50

9.6.2. It may be observed from Table 16 that the achievement in both the items viz area covered and seedlings planted during the period mentioned in the report recorded at 70 per cent during the previous year. All the remaining period mentioned above recorded a higher achievement except area covered under plantation on public and forest land during 2009-10. The achievement of the item mentioned above is depicted in Chart. 11.

**Chart 11. Achievement of Area Covered and Seedlings Planted in Delhi under TPP during 2008-14.**

(Per cent)



**20-Point Programme-1986**

1. Attack on Rural Poverty
2. Strategy for Rain fed Agriculture
3. Better Use of Irrigation Water
4. Bigger Harvest
5. Enforcement of Land Reforms
6. Special Programmes for Rural Labour
7. Clean Drinking Water
8. Health for All
  - 08A- Community Health Centres
  - 08B- Primary Health Centres
  - 08D- Immunization to Children
    - i. DPT
    - ii. Polio
    - iii. BCG
9. Two Child Norm
  - 09 C- ICDS Blocks (Cumulative)
  - 09 D- Anganwadies (Cumulative)
10. Expansion of Education
11. Justice to Scheduled Castes & Scheduled Tribes
  - 11 A - SC Families Assisted
12. Equality for Women
13. New Opportunities for Youth
14. Housing for the People
15. Improvement of Slums
  - 15 - Slum Improvement
16. New Strategy for Forestry
  - 16 A - Tree Plantation
17. Protection of the Environment
18. Concern for the Consumer
19. Energy for the Villages
20. A Responsive Administration

## **Twenty Point Programme-2006**

### **20 Points**

1. Garibi Hatao [Poverty Eradication]
2. Jan Shakti [Power to People]
3. Kisan Mitra [Support to Farmers]
4. Shramik Kalyan [Labour Welfare]
5. Khadya Suraksha [Food Security]
6. Subke Liye Aawas [Housing for All]
7. Shudh Peya Jal [Clean Drinking Water]
8. Jan Jasn Ka Swasthya [Health for All]
9. Sabke Liye Shiksha [Education for All]
10. Anusuchit Jaati, Jan Jaati, Alp-Sankhyak evam Anya Pichhra Varg Kalyan [Welfare of Scheduled Castes, Scheduled Tribes, Minorities and OBCs]
11. Mahila Kalyan [Women Welfare]
12. Bal Kalyan [Child Welfare]
13. Yuva Vikas [Youth Development]
14. Basti Sudhar [Improvement of Slums]
15. Paryavaran Sanrakshan evam Van Vridhi [Environment Protection and Afforestation]
16. Samajik Surdaksha [Social Security]
17. Grameen Sadak [Rural Roads]
18. Grameen Oouja (Energization of Rural Area)
19. Pichhara Kshetra Vikas [Development of Backward Areas]
20. e-Shasan [IT enabled e-Governance]

## List of Items Covered Under Twenty Point Programmes 2006

### Point No. 1      **Garibi Hatao [Poverty Eradication]**

1. Employment Generation under Mahatma Gandhi National Rural Employment Guarantee Act (MGNREGA)
2. Swarnajayanti Gram Swarajgar Yojana (SGSY)
3. Rural Business Hubs in Partnership with Panchyats
4. Self Help Groups
5. Swarnajayanti Shehari Rojgar Yojana

### Point No. 2      **Jan Shakti [Power to People]**

6. Local Self Government (Panchayat Raj and Urban Local Bodies)
  - Activity Mapping for devolution of functions
  - Budget Flow of Funds
  - Assignment of Functionaries
7. Quick & Inexpensive Justice – Gram Nyayalayas Nyaya Panchyats
8. District Planning Committees

### Point No. 3      **Kisan Mitra [Support to Farmers]**

9. Water Shed Development
10. Marketing and Infrastructural Support to farmers
11. Irrigation facilities(including minor irrigation & Micro irrigation) for agriculture
12. Credit to Famers
13. Distribution of Waste Land to Landless

### Point No. 4.      **Shramik Kalyan [Labour Welfare]**

14. Social Security for Agricultural & unorganized Labour
15. Minimum Wages Enforcement (including Farm Labour)
16. Prevention of Child Labour
17. Welfare of Women Labour

### Point No. 5      **Khadya Suraksha [Food Security]**

18. Food Security
  - i. Targeted Public Distribution System

- ii. Antyodaya Anna Yojana
- iii. Establishing Grain Banks in chronically food scarcity areas

**Point No. 6. Subke Liye Aawas [Housing for All]**

- 19. Rural Housing – Indira Awas Yojana
- 20. EWS/LIG Houses in Urban Areas

**Point No. 7 Shudh Peya Jal [Clean Drinking Water]**

- 21. Rural Areas (Accelerated Rural Water Supply Programme ARWSP)
- 22. Urban Areas (Accelerated Urban Water Supply Programme)

**Point No. 8 Jan Jasn Ka Swasthya [Health for All]**

- 23. Control and Prevention of Major Diseases
  - a. HIV/AIDS
  - b. TB
  - c. Malaria
  - d. Leprosy
  - e. Blindness
- 24. National Rural Health Mission
- 25. Immunization of Children
- 26. Sanitation Programmes in Rural and Urban areas
- 27. Institutional Delivery
- 28. Prevention of Female Foeticide
- 29. Supplementary nutrition for Mothers and Children
- 30. Two Child Norms

**Point No. 9 Sabke Liye Shiksha [Education for All]**

- 31. Sarva Shiksha Abhiyan- Compulsory Elementary Education
- 32. Mid Day Meal

**Point No. 10. Anusuchit Jaati, Jan Jaati, Alp-Sankhyak evam Anya Pichhra Varg Kalyan [Welfare of Scheduled Castes, Scheduled Tribes, Minorities and OBCs]**

- 33. SC Families Assisted
- 34. Rehabilitation of Scavengers
- 35. ST Families Assisted
- 36. Rights of Forest Dwellers – Owners of Minor Forest Produce

- 37. Particularly Vulnerable Tribal Groups
- 38. No alienation of Tribal Lands
- 39. Implementation of Panchayat (Extension to Scheduled Areas) Act (PESA)
- 40. Welfare of Minorities
- 41. Professional education among all minority Communities
- 42. Reservation of OBC in Education, Employment

**Point No. 11. Mahila Kalyan [Women Welfare]**

- 43. Financial Assistance for Women Welfare
- 44. Improved Participation of Women in(a) Panchayat (b) Municipalities (c) State Legislatures (d) Parliament

**Point No. 12. Bal Kalyan [Child Welfare]**

- 45. Universalisation of ICDS Scheme
- 46. Functional Angawadies

**Point No. 13 Yuva Vikas [Youth Development]**

- 47. Sports for all in Rural and Urban Areas
- 48. Rashtriya Sadbhavana Yojana
- 49. National Service Scheme

**Point No. 14. Basti Sudhar [Improvement of Slums]**

- 50. Number of Urban poor families assisted under seven point charter  
Viz. land tenure, housing at affordable cost, water, sanitation, health, education and social security.

**Point No. 15. Paryavaran Sanrakshan evam Van Vridhi [Environment Protection and Afforestation]**

- 51. Afforestation
  - (a) Area Covered under Plantation on Public and Forest lands
  - (b) Number of Seedlings Planted on public and forest land
- 52. Prevention of Pollution of Rivers and Water Bodies
- 53. Solid and Liquid Waste Management in Rural & Urban Areas



**Point No. 16. Samajik Surdaksha [Social Security]**

- 54. Rehabilitation of Handicapped and orphans
- 55. Welfare of the aged

**Point No. 17. Grameen Sadak [Rural Roads]**

- 56. Rural Roads PMGSY

**Point No. 18 Grameen Oouja (Energization of Rural Area)**

- 57. Bio- diesel Production
- 58. Rajiv Gandhi Grameen Vidyut ikaran Yojana
- 59. Renewable Energy
- 60. Energizing pump sets
- 61. Supply of Electricity
- 62. Supply of Kerosene and LPG

**Point No. 19 Pichhara Kshetra Vikas [Development of Backward Areas]**

- 63. Backward Regions Grants Fund (BRGF)

**Point No. 20 e-Shasan [IT enabled e-Governance]**

- 64. Central and State Governments
- 65. Panchayats and Municipalities