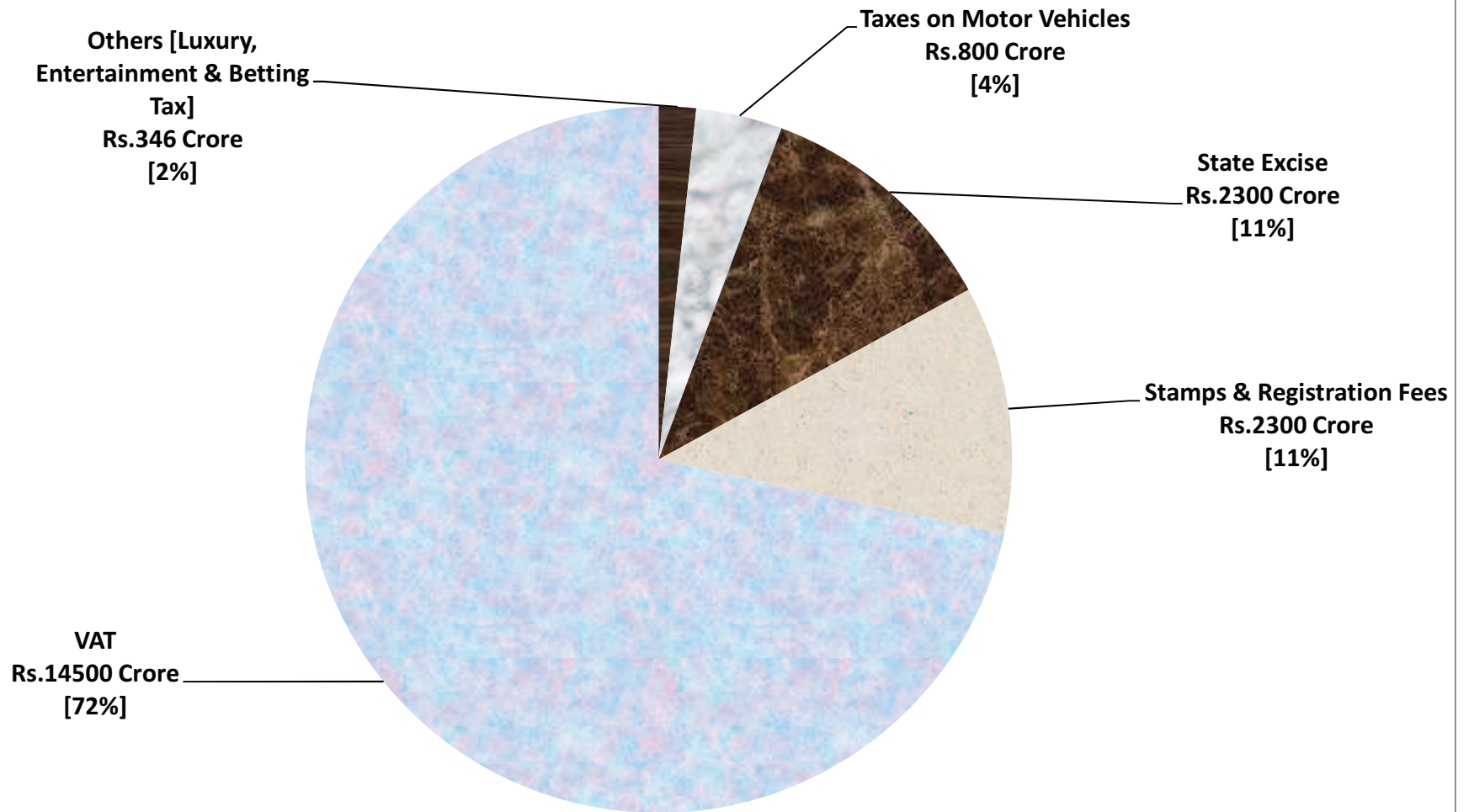


Budgetary Position of Delhi Government for the year 2011-12

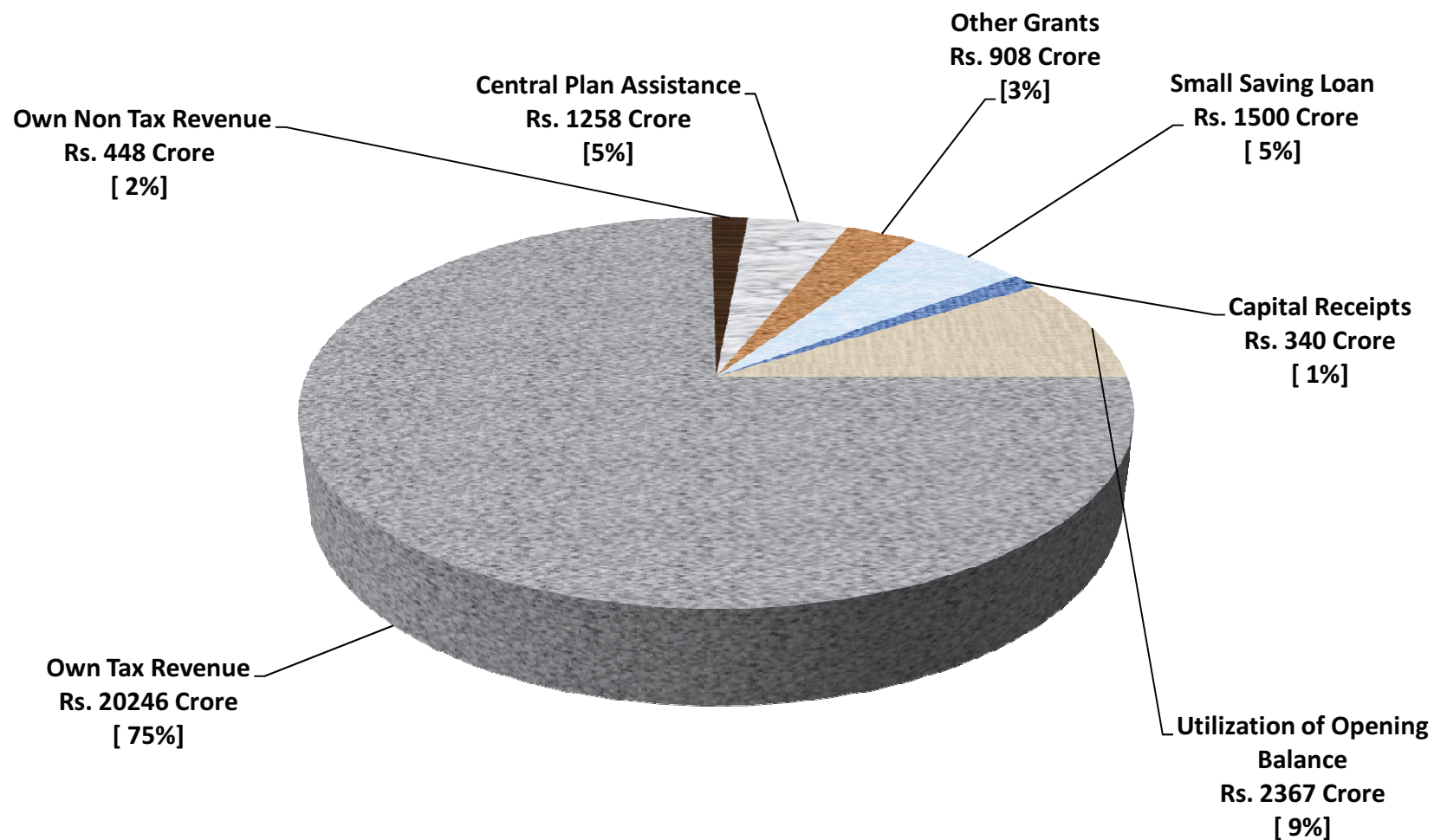
	[Budget Estimates]				
[Rs in crore]					
Sl. No	I. Sources of Funding the Budget -2011-12				
1	Tax Revenue				20246.00
a	VAT				14500.00
b	Stamps & Regd. Fees (incl. Land Revenue)				2300.03
c	Taxes on Motor Vehicle				799.97
d	State Excise				2300.00
e	Other Taxes & Duties on Commodities & Services				346.00
(i)	Entertainment Tax (incl. Cable TV Tax)				58.00
(ii)	Betting Tax				8.00
(iii)	Luxury Tax				280.00
2	Own Non Tax Revenue				448.29
3	Share in Central Taxes				325.00
4	Others Grant from Govt of India				423.00
5	Central Plan Assistance				1257.86
6	Aid for Centrally sponsored Schemes				160.00
7	Small Saving Loan				1500.00
8	Recovery of Loans & Advances				339.51
9	Utilization of Opening balance				2367.34
	Total Fund				27067.00
II. Expenditure Budget - 2011-12					
Sl. No	Item	Plan	Non Plan	C.S.S.	Total
1	Revenue	6535.60	12200.61	158.00	18894.21
2	Capital	7064.40	1106.39	2.00	8172.79
	Total Exp.	13600.00	13307.00	160.00	27067.00

Delhi Budget 2011-12


Own Revenue Receipts (Rs.20246 Crore)



Delhi Budget 2011-12
Total Budgeted Receipts (Rs. 27067 Crore)
Rupee comes from



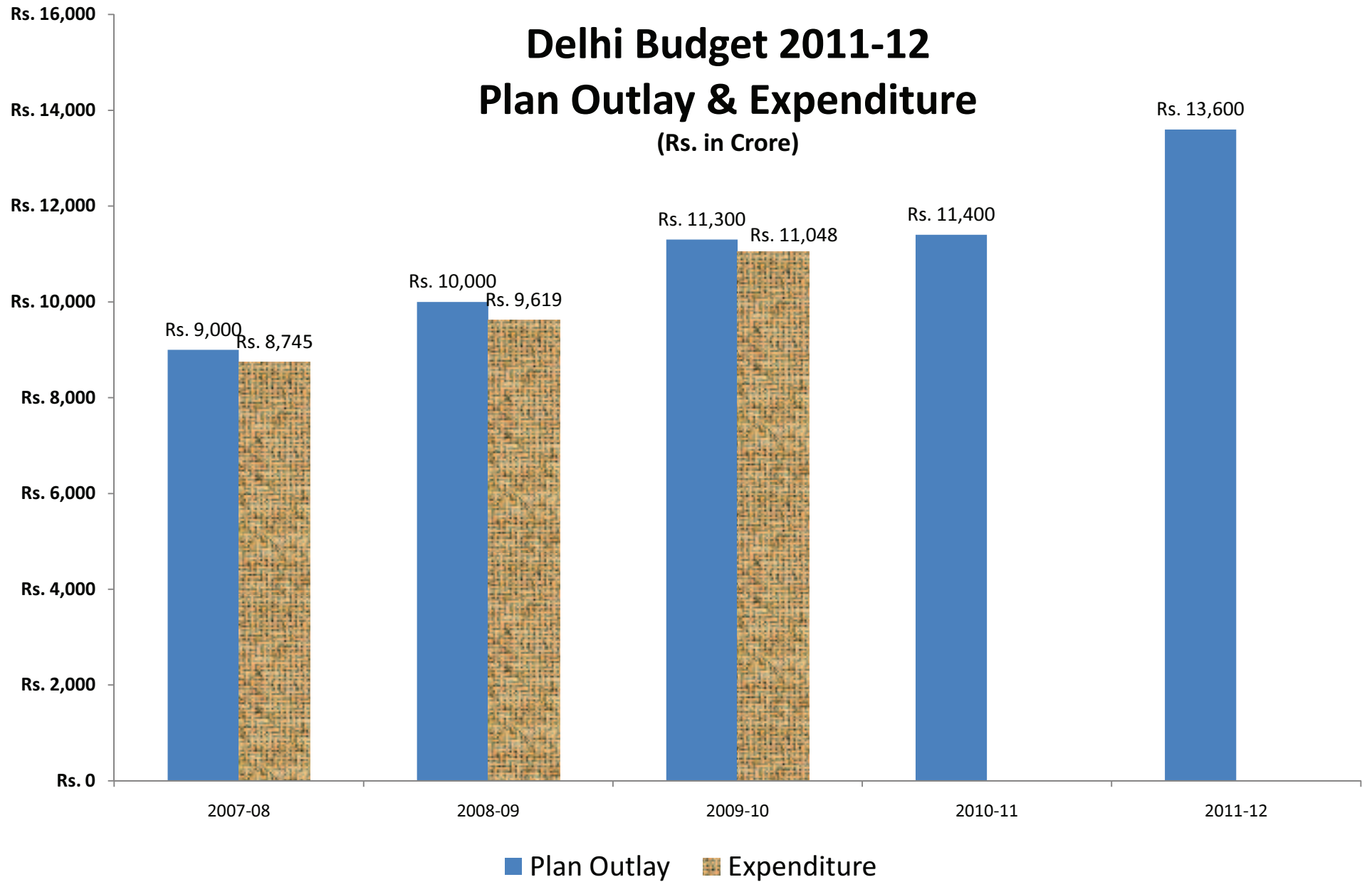
Delhi Budget 2011-12
Total Budgeted Expenditure (Rs.27067 Crore)
Rupee goes to



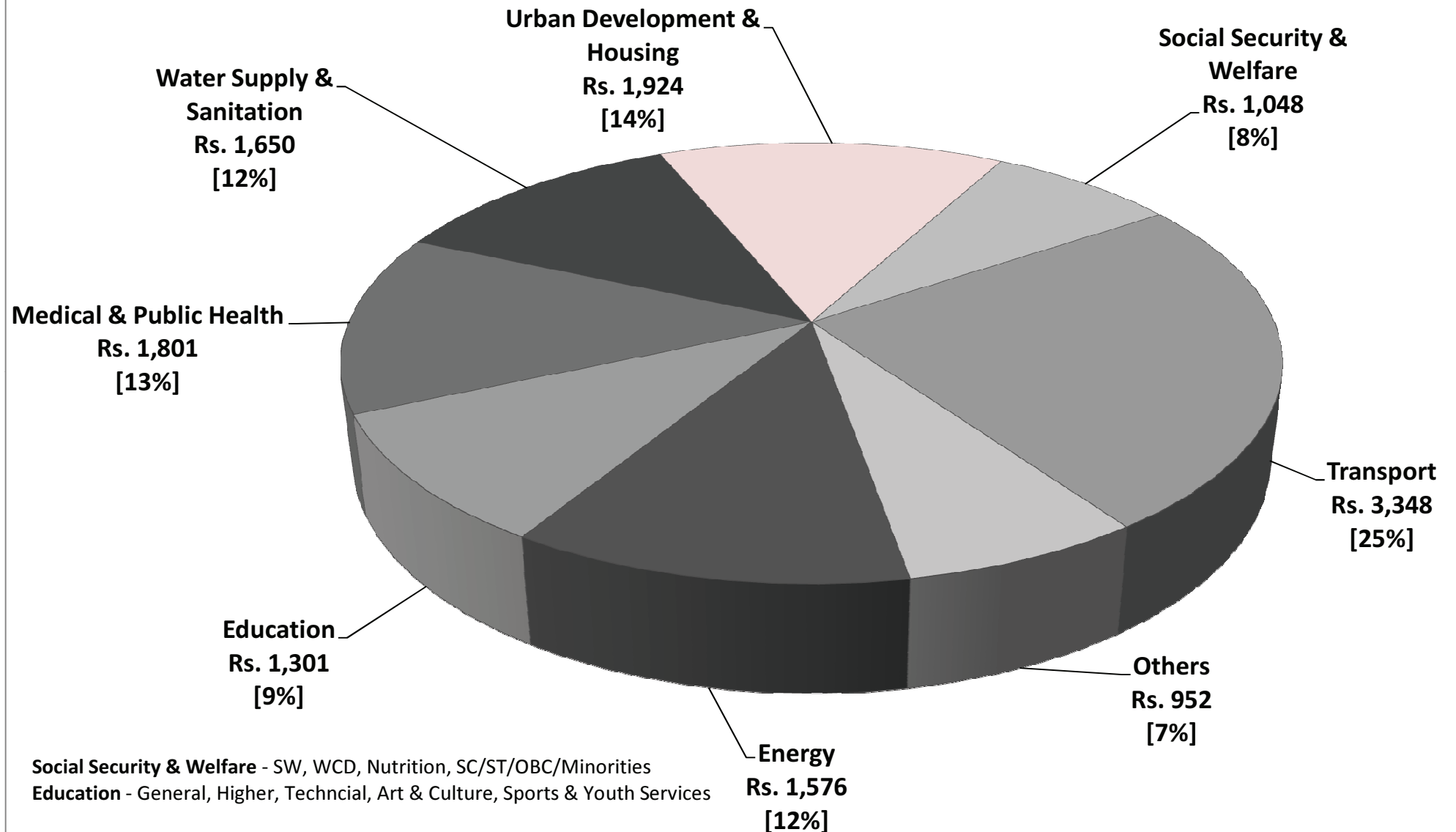
Delhi Budget 2011-12

Plan Outlay & Expenditure

(Rs. in Crore)



Delhi Budget 2011-12
Annual Plan Allocation [Rs. 13600 Crore]



Sector Wise Plan Outlay 2011-12

[Rs.in Crore]

S. No.	Sector	Approved Outlay 2011-12	% to Total Plan Outlay
1	Transport	3348	24.62
2	Medical	1724	12.67
3	Public Health	78	0.57
4	Water Supply & Sanitation	1650	12.13
5	Energy	1576	11.59
6	Urban Development	1466	10.78
7	Housing	458	3.37
8	Public Works	190	1.40
9	General Education	948	6.97
10	Higher Education	91	0.67
11	Technical Education	208	1.53
12	Art & Culture	32	0.23
13	Sports & Youth Services	22	0.16
14	Social Welfare	555	4.08
15	Women & Child Development	278	2.04
16	Nutrition	215	1.58
17	Welfare of SC/ST/OBC/Minorities	150	1.10
18	Rural Development	162	1.19
19	Minor Irrigation & Flood Control	60	0.44
20	Science Tech. & Environment	85	0.62
21	Jail	105	0.77
22	Industries	25	0.18
23	Labour & Labour Welfare	19	0.14
24	Tourism	16	0.11
25	Secretariat Economic Services	1	0.01
26	Other Administrative Services	141	1.04
	Total	13600	100.00